




TAMPA BAY

ROWDIES

WE STAND FOR SOCCER

2018 MEDIA  
GUIDE

ROWDIES



# BILL EDWARDS

Chairman, Governor, CEO & General Manager



*Bill Edwards with Tampa Bay Rowdies forward Georgi Hristov*

Bill Edwards purchased the Rowdies in December of 2013 with the goal of building the best team and the best fan experience in North American soccer. Since that time, he has made tremendous progress bringing the Rowdies and soccer to the forefront in Tampa Bay. During his first season as owner, Edwards added 1,200 new premium seats and took over management of Al Lang Stadium.

Before the 2015 season, Edwards completely refurbished Al Lang Stadium, including a new pitch, new seats, video board, concession stands, team locker room, training room and much more. He implemented a more fan-friendly ticketing system with no convenience or handling fees. He brought in Nike as the apparel provider and Seminole Hard Rock as the club's first jersey sponsor. Most importantly, Edwards invested heavily on the field.

During the 2016 season, Edwards continued to invest in the team, and placed an even greater emphasis on community involvement. Players participate in numerous youth clinics and appearances throughout the area, and a street team was formed to attend festivals and civic events. Perhaps most importantly, a new mascot, Pete the Pelican was born to delight of both children and adults.

Off the pitch, Mr. Edwards' philanthropy is widespread, with a significant focus on children and veterans. He is the largest individual donor to All Children's Hospital, and also Veterans Airlift Command, which transports injured veterans for medical and personal reasons. The Edwards Family Foundation has organized an annual Holiday Donation Drive for more than thirteen years, providing food and gifts to hundreds of disadvantaged families from throughout St. Petersburg.

In 2012, Mr. Edwards was honored with the "Gandhi, King, Ikeda Community Bridge Builder Award" for his philanthropic work with children and veterans. In 2014 he received the Distinguished Citizen Award from the Boy Scouts of America West Central Florida Council. In 2015, Edwards received the William Belcher Award, the highest honor bestowed by the All Children's Hospital Foundation. Also in 2015, MDA Tampa Bay honored him with the Don Schings Champion of Spirit Award, presented each year to high achieving individuals who have made a difference in the Tampa Bay Community.

# ABOUT THE UNITED SOCCER LEAGUE



This year marks the Tampa Bay Rowdies' second season as a member of the United Soccer League, which is fully sanctioned as a Division II professional league in the United States and Canada. Tampa Bay's first season in the USL was an overwhelming success, with the team setting numerous records both on and off the field. The Rowdies qualified for the USL Playoffs in their first attempt, entering the Eastern Conference Playoffs as the No. 3 seed. Tampa Bay beat FC Cincinnati 3-0 in the Conference Quarterfinals before a heart-breaking defeat to the New York Red Bulls II in extra time in the Conference Semi-

finals. Louisville City FC enters the 2018 season as the defending champions.

The 2018 regular season has been expanded to 34 matches, with Tampa Bay set to play each of its 15 Eastern Conference rivals once at home and once away, comprising 30 of those matches. The remaining four matches will feature Tampa Bay's first home game against a Western Conference opponent when Real Monarchs SLC visit, as well extra road games against North Carolina FC and the Charleston Battery, plus an extra home game against Atlanta United FC 2.

## ABOUT THE USL

The USL is one of the most prominent Division II professional soccer leagues in the world, reaching a population of more than 75 million people to fuel the growth of professional soccer across North America.

In 2016, more than \$100 million were invested league-wide into stadium infrastructure to create venues that deliver an unforgettable fan and competitor experience. The USL has national media partnerships with ESPN and SiriusXM, and recently invested \$10 million to create USL Productions – which includes a state-of-the-art facility that will produce and distribute nearly 500 league matches and more than 1,000 hours of original content to national partners, local affiliates, USL's Match Center and international markets.

A growing league, the USL has more than doubled in size since 2014, with Ottawa Fury FC, Reno 1868 FC and the Tampa Bay Rowdies debuting in 2017. Nashville SC, Fresno FC, Las Vegas Lights FC, North Carolina FC, Indy Eleven and ATL UTD 2 are set to join the league for 2018, with Birmingham, Alabama, Austin, Texas and Memphis, Tennessee set to join the league in 2019. Beyond league play, the USL regularly features international exhibitions against leading Premier League, Liga MX, and Bundesliga clubs, among others.

Headquartered in Tampa, Fla., the USL provides unparalleled club support with a growing team of more than 50 professionals across 17 departments, ranging from operations to marketing, communications and sponsorship.





Georgi Hristov

## ALL-TIME RECORD:

\*as of 1/1/2018

The Rowdies' all-time record in league play (regular season only) is 80W-76L-77D  
The Rowdies have scored 329 goals and allowed 318 for an all-time GD of +11.

All-time at home: 52W-27L-38D

All-time on road: 28W-49L-39D

All-time on grass: 68W-53L-61D

All-time on artificial turf: 12W-23L-16D

## APPEARANCE LEADERS (ALL COMPETITIONS):

\*as of 1/1/2018

1. Georgi Hristov (2013-present): 146 (138 league + 8 Lamar Hunt U.S. Open Cup)
2. Keith Savage (2011-2017): 133 (125 league + 8 Lamar Hunt U.S. Open Cup)
3. Takuya Yamada (2010-2014): 120 (116 league + 4 Lamar Hunt U.S. Open Cup)
4. Matt Pickens (2014-2017): 112 (109 league + 3 Lamar Hunt U.S. Open Cup)
5. Frankie Sanfilippo (2011-2014, 2016): 108 (102 league + 6 Lamar Hunt U.S. Open Cup)
- T-6. Tamika Mkandawire (2014-present): 88 (85 league + 3 Lamar Hunt U.S. Open Cup)
- T-6. Shane Hill (2011-2014): 88 (83 league + 5 Lamar Hunt U.S. Open Cup)
8. Darnell King (2015-2017): 86 (82 league + 4 Lamar Hunt U.S. Open Cup)
9. J.P. Rodrigues (2011-2012, 2014): 70 (69 league + 1 Lamar Hunt U.S. Open Cup)
10. Mike Ambersley (2011-2014): 69 (65 league + 4 Lamar Hunt U.S. Open Cup)

## LEADING SCORERS (ALL COMPETITIONS):

\*as of 1/1/2018

1. Georgi Hristov (2013-present): 53 goals (49 league + 4 Lamar Hunt U.S. Open Cup)
2. Mike Ambersley (2011-2013): 23 goals (22 league + 1 Lamar Hunt U.S. Open Cup)
3. Aaron King (2010-2011): 22 goals (21 league + 1 Lamar Hunt U.S. Open Cup)
- T-4. Luke Mulholland (2012-2013): 17 goals (all league)
- T-4. Keith Savage (2011-2017): 17 goals (16 league + 1 Lamar Hunt U.S. Open Cup)

## ASSIST LEADERS (ALL COMPETITIONS):

\*as of 1/1/2018

1. Georgi Hristov (2013-present): 30
- T-2. Luke Mulholland (2012-2013): 17
- T-2. Mike Ambersley (2011-2014): 17
- T-4. Joe Cole (2016-present): 12
- T-4. Keith Savage (2011-2017): 12
6. Marcel Schäfer (2017-present): 11
- T-7. Aaron King (2010-2011): 8
- T-7. Shane Hill (2011-2014): 8
- T-9. Michael Nanchoff (2016-present): 7
- T-9. Pascal Millien (2010-2011): 7

## CLEAN SHEET LEADERS (ALL COMPETITIONS):

\*as of 1/1/2018

1. Matt Pickens (2014-2017): 28
2. Jeff Attinella (2011-2012): 17
3. Daryl Sattler (2010-2011): 6
4. Diego Restrepo (2013-2014, 2016): 5
5. Akira Fitzgerald (2017-present): 4



Keith Savage



Takuya Yamada



Matt Pickens



Frankie Sanfilippo



## SCORE FREQUENCY

\*Regular season, league only

### Wins

1-0, 16 times  
 2-0, 17 times  
 3-0, 7 times  
 4-0, 3 times  
 2-1, 13, times  
 3-1, 8 times  
 3-2, 11 times  
 4-1, 1 time  
 4-2, 1 time  
 4-3, 1 time  
 6-3, 1 time  
 7-4, 1 time

### Draw

0-0, 16 times  
 1-1, 43 times  
 2-2, 13 times  
 3-3, 5 times

### Losses

1-0, 18 times  
 2-0, 15 times  
 3-0, 4 times  
 4-0, 2 times  
 7-0, 1 time  
 2-1, 14 times  
 3-1, 8 times  
 4-1, 1 time  
 3-2, 7 times  
 4-2, 2 times  
 4-3, 3 times  
 6-4, 1 time

## WHEN ARE THE GOALS SCORED?

\*Regular season, league only

### ROWDIES GOALS

1-15 minute: 34 goals  
 16-30 minute: 54 goals  
 31-45 minute: 58 goals  
 First half stoppage time: 4 goals  
 46-60 minute: 44 goals  
 61-75 minute: 51 goals  
 76-90 minute: 69 goals  
 Second half stoppage time: 15 goals

### GOALS AGAINST

1-15 minute: 32 goals  
 16-30 minute: 51 goals  
 31-45 minute: 67 goals  
 First half stoppage time: 2 goals  
 46-60 minute: 56 goals  
 61-75 minute: 49 goals  
 76-90 minute: 47 goals  
 Second half stoppage time: 14 goals



# ROWDIES ALL-TIME GOAL SCORERS

Kwame Adjeman-Pamboe .....	2	Aaron King .....	22
Mike Ambersley.....	23	Darnell King.....	1
Stefan Antonijevic .....	1	Gordon Kljestan .....	2
Daniel Antoniuk.....	10	Damion Lowe .....	1
Andres Arango.....	3	Richie Menjivar.....	1
Eric Avila .....	4	Pascal Millien .....	5
Rich Balchan .....	1	Tamika Mkandawire .....	5
Etienne Barbara.....	1	Lucky Mkosana .....	5
Deshorn Brown .....	3	Alex Morrell .....	3
Junior Burgos .....	1	Luke Mulholland.....	17
Chad Burt .....	3	Jay Needham.....	2
Justin Chavez .....	1	Martín Nuñez .....	3
Jeremy Christie.....	2	Own Goal .....	5
Matt Clare .....	4	Martin Paterson .....	10
Joe Cole .....	16	PC.....	1
Neill Collins .....	3	Kyle Porter .....	1
Carl Cort .....	4	Walter Restrepo.....	1
Raphael Cox .....	1	Darel Russell.....	3
Devin Del Do .....	1	Ricardo Sanchez .....	5
Yendry Diaz.....	2	Frankie Sanfilippo.....	4
Alex Dixon .....	1	Maicon Santos .....	7
Joe Donoho .....	2	Keith Savage .....	17
Darwin Espinal .....	4	Marcel Schäfer.....	7
Evans Frimpong.....	9	Brian Shriver .....	5
Maykel Galindo .....	2	Jonny Steele.....	1
Hunter Gorskie.....	3	Long Tan .....	4
Sebastian Guenzatti.....	2	Casey Townsend.....	3
Juan Guerra .....	3	Warren Ukah .....	2
Mozzi Gyorio .....	4	Julian Valentin .....	2
Tommy Heinemann.....	4	Martin Vingaard.....	1
Robert Hernandez.....	1	Blake Wagner .....	4
Corey Hertzog.....	4	Anthony Wallace.....	1
Shane Hill.....	7	Amani Walker.....	4
Georgi Hristov .....	53	Aaron Wheeler.....	4
Willie Hunt.....	1	Takuya Yamada.....	4
Darwin Jones.....	1	Tsuyoshi Yoshitake .....	7

\*as of 1/1/2018

# ALL-TIME GOAL SCORERS

Nicholas Addlery .....2	Tony Donatelli.....2	Forrest Lasso .....1	Jair Reinoso .....1
Nazmi Albadawi .....2	Steevan Dos Santos.....1	Gao Leilei .....1	Enzo Rennella.....1
Mike Ambersley.....1	Yasmani Duk.....2	Ruben Luna.....1	Walter Restrepo.....4
Tomi Ameobi.....1	Cesar Elizondo.....3	James Marcelin .....2	Dane Richards.....1
Mark Anderson .....3	Wal Fall .....1	Dylan Mares .....1	Gregory Richardson .....1
Jose Angulo.....2	Jonathan Faña.....2	Peri Marosevic.....1	Mallan Roberts.....1
Tah Brian Anunga .....1	Brian Farber.....1	Yohance Marshall .....1	Lucas Rodriguez .....2
Juan Arango .....1	Leo Fernandes .....1	Enzo Martinez.....2	Tyler Rosenlund.....1
Ayoze .....1	Ben Fisk .....1	Danilo Martins.....1	Seth Rudolph.....2
Bradlee Baladez .....1	Junior Flemmings.....2	Deon McCaulay.....2	Allan Russell .....1
JC Banks.....1	Marcos Flores .....1	Daniel Mendes.....2	Shaun Saiko.....2
Etienne Barbara .....5	David Foley .....1	Paulo Mendes .....3	Junior Sandoval.....3
Esteban Bayona.....2	Matt Fondy.....1	Pedro Mendes.....3	Edward Santeliz.....1
Rhett Bernstein .....1	Billy Forbes.....1	Ropapa Mensah .....1	Lucas Scaglia .....1
Matt Bobo.....1	Daryl Fordyce .....2	Michel.....1	Zach Schilawski.....1
Stefano Bonomo.....3	Floyd Franks.....1	Pascal Millien .....1	Eduardo Sebrango .....2
Ruben Bover.....1	Jaime Frias.....1	Oliver Minatel.....2	Alex Semenets.....1
Simone Bracalello .....3	Jason Garey .....1	Adam Moffat .....2	Marcos Senna .....3
Roberto Brown .....1	Robert Garrett .....1	Shane Moroney .....2	Tiji Shipalane .....7
Junior Burgos .....1	Ali Gerba.....2	Geison Moura.....1	Brian Shriver .....5
Cory Burke .....1	Christian Gomez.....1	Luke Mulholland.....1	Don Smart .....1
Chad Burt .....1	Omar Gordon .....1	Martin Nash .....1	Ben Speas.....1
Peter Byers .....1	Jochen Graf.....1	Reinaldo Navia .....1	Zach Steinberger.....2
Pablo Campos .....9	Jonathan Greenfield .....1	Jay Needham.....3	Mads Stokkelien.....1
Dennis Castillo.....2	Mike Grella.....1	Adauto Neto .....1	Takayuki Suzuki.....1
Rafael Castillo.....2	Maxwell Griffin .....2	Lee Nishanian .....1	Kentaro Takada .....2
Maikel Chang .....1	Sebastian Guenzatti.....1	Erick Norales .....2	Franck Tayou.....1
Jaime Chavez.....4	Ever Guzman .....1	Nacho Novo.....1	Abe Thompson .....1
Marvin Chavez .....1	Josh Hansen.....1	Bruno Nunes.....1	Andrew Tinari.....1
Jim Cherneski.....2	Eric Hassli.....2	Martín Nuñez .....6	Maxim Tissot.....1
Chukwudi Chijindu.....1	Carl Haworth .....1	Ramón Nuñez.....1	Sainey Touray.....1
Shawn Chin.....3	Tommy Heinemann.....1	Chris Nurse .....1	Siniša Ubiparipovi .....1
Hagop Chirishian .....1	Andy Herron .....1	Ciaran O'Brien .....1	Luca Uccello.....1
Seku Conneh.....2	Neil Hlavaty.....1	Own Goal .....6	Florian Valot.....1
Heviel Cordoves.....1	Matt Horth .....1	Mike Palacio .....1	Jarad Van Schaik.....1
Eduardo Coudet .....2	Willie Hunt.....2	Romeo Parkes .....1	Marco Velez.....1
Pablo Cruz.....1	Kyle Hyland.....1	Nicki Paterson .....1	Juliano Vicentin .....1
Omar Cummings.....3	Miguel Ibarra .....1	Paulo Jr.....1	Blake Wagner.....2
Brian Cvilikas.....1	Ibson .....1	PC.....2	Amani Walker.....1
Dario Cvitanich .....1	Daniel Jackson .....1	Alex Perez .....1	Chevaughn Walsh.....1
Omar Daley .....3	Horace James.....1	Yaikel Perez .....1	Albert Watson .....1
Austin Da Luz .....1	Jhulliam .....1	Fafa Picault.....3	Jamie Watson.....1
George Davis IV .....1	Eddie Johnson .....3	Stefano Pinho.....2	Lance Watson.....1
Jordan Davis .....1	Jemal Johnson.....2	Aaron Pitchkolan.....1	Matt Watson.....1
Justin Davis.....2	Brian Kallman.....1	Konrad Plewa.....1	Ian Westlake.....1
Danny Deakin .....1	Alhassane Keita.....3	Kwadwo Poku.....1	Romario Williams .....1
Harrison Delbridge .....1	Isaac Kissi.....2	Kyle Porter .....2	Kyle Yamada .....1
Hans Denissen.....4	Kleberson .....1	Noah Powder.....1	Tomasz Zahorski .....3
Cristiano Dias.....1	Chris Kooy.....1	Christian Ramirez .....6	Nick Zimmerman .....4
Bright Dike .....2	Duke Lacroix.....1	Walter Ramirez.....1	
Stefan Dimitrov .....1	Lance Laing.....2	Raúl.....1	
David Diosa .....1	Cameron Lancaster .....1	Michael Reed .....1	

\*as of 1/1/2018



# L A M A R H U N T

# U.S. OPEN CUP

**Rowdies All-Time Open Cup Record: 6-7**



## **Rowdies Open Cup Goal Scorers**

4 — Georgi Hristov

1 — Kwame Adjeman-Pamboe, Mike Ambersley, Daniel Antoniuk, Chad Burt, Matt Clare, Yendry Diaz, Aaron King, Alex Morrell, Martin Paterson, Kyle Porter, Keith Savage, Blake Wagner

## **Open Cup Goal Scorers Against Rowdies**

2 — Kevin Molino

1 — Andre Akpan (Colorado), Jaime Chavez (Miami), Austin Da Luz (Orlando), Edu (Colorado), Ethan Finlay (Columbus), Kamani Hill (Colorado), Marshall Hollingsworth (Columbus), Jack Jewsbury (Portland), Christian Martinez (Columbus), Adama Mbengue (Orlando), Justin Meram (Columbus), Michael Nanchoff (Portland), JT Noone (VSI Tampa Bay), Paulo Jr. (Miami), Enzo Rennella (Miami), Abe Thompson (Miami)

### **2010**

First Round: 3-0 W at Legends FC (USASA)  
Second Round: 2-1 L AET at Miami FC (USSF D-II)

### **2012:**

Second Round: 3-0 W at Jacksonville United FC (NPSL)  
Third Round: 3-1 L vs Colorado Rapids (MLS)

### **2013**

Second Round: 2-1 W at VSI Tampa Bay FC (USL)  
Third Round: 1-0 W vs Seattle Sounders (MLS)  
Fourth Round (Round of 16): 2-0 L at Portland Timbers (MLS)

### **2014**

Third Round: 4-1 L at Orlando City SC (USL)

### **2015**

Third Round: 1-0 L at Pittsburgh Riverhounds (USL)

### **2016**

Third Round: 1-0 W vs FC Cincinnati (USL)  
Fourth Round (Round of 32): 4-0 L at Columbus Crew SC (MLS)

### **2017**

Second Round: 3-0 Win vs Jacksonville Armada FC U23 (NPSL)  
Third Round: 2-0 Loss at Miami FC (NASL)



# 2010

**Record (W-L-D):** 7-12-11, 32 points, 10th place of 12  
**Leading Scorer:** Aaron King, 12 goals  
**Average Home Attendance:** 3,866  
**Postseason:** Did Not Qualify



Opponent	Date	Attendance	Result
@ Crystal Palace Baltimore	April 16	1,029	1-0 Win
@ NSC Minnesota Stars	April 24	2,310	1-0 Loss
@ Miami FC	May 1	1,502	1-1 Draw
vs Austin Aztex	May 8	8,082	2-2 Draw
@ Carolina RailHawks	May 14	2,641	2-1 Win
@ Austin Aztex	May 19	6,051	3-3 Draw
@ AC St. Louis	May 22	3,402	3-0 Win
vs NSC Minnesota Stars	May 27	3,886	3-1 Win
vs Puerto Rico Islanders	May 29	5,023	2-1 Win
@ Vancouver Whitecaps	June 6	5,288	1-0 Loss
@ Legends FC^	June 10	150	3-0 Win
vs Montreal Impact	June 12	4,787	2-1 Loss
@ Puerto Rico Islanders	June 19	1,542	1-0 Loss
@ Miami FC^	June 22	972	2-1 Loss AET
@ Portland Timbers	June 27	8,892	1-0 Loss
vs Miami FC	July 4	5,123	1-1 Draw
@ NSC Minnesota Stars	July 10	1,803	1-0 Loss
vs Puerto Rico Islanders	July 15	2,742	0-0 Draw
vs Rochester Rhinos	July 22	3,882	1-0 Loss
vs Miami FC	July 25	3,226	2-0 Win
vs Portland Timbers	July 31	4,417	2-2 Draw
@ Austin Aztex	August 7	3,671	4-2 Loss
@ Puerto Rico Islanders	August 11	1,069	1-1 Draw
@ Miami FC	August 14	1,855	3-3 Draw
vs Vancouver Whitecaps	August 19	2,562	1-1 Draw
vs Carolina RailHawks	August 25	1,825	2-1 Loss
vs AC St. Louis	August 29	3,389	2-2 Draw
@ Rochester Rhinos	September 11	8,197	3-0 Loss
vs Austin Aztex	September 16	1,698	1-1 Draw
@ Montreal Impact	September 19	13,034	3-0 Loss
vs NSC Minnesota Stars	September 24	3,006	3-1 Loss
vs Crystal Palace Baltimore	October 1	4,348	6-3 Win

^denotes Lamar Hunt U.S. Open Cup

The Rowdies relaunched in 2010 playing under the FC Tampa Bay Rowdies name at Tampa's Steinbrenner Field. The FC Tampa Bay Rowdies were a member of the United States Soccer Federation D-II Pro League and played their first match on April 16, 2010, a 1-0 road win over Crystal Palace Baltimore. Tampa Bay's first home game was a 2-2 draw against the Austin Aztex on May 8.

After starting the season with five wins and just one loss from its first nine games, Tampa Bay faded badly and would win just two of its remaining 21 matches. The club finished in last place in the USL Conference.

Head Coach Paul Dalglish resigned on September 23 with the team mired in a 10-game winless streak. Technical Director Perry Van Der Beck coached the final two games of the season, losing 3-1 to the NSC Minnesota Stars and then beating Crystal Palace Baltimore 6-3 in the season finale.

# 2011

**Record (W-L-D):** 11-9-8, 41 points, 3rd place of 8

**Leading Scorer:** Mike Ambersley, 11 goals

**Average Home Attendance:** 3,087

**Postseason:** Quarterfinals, eliminated by NSC Minnesota Stars

The offseason brought a lot of change for the young franchise. The team moved across Tampa Bay from Tampa's Steinbrenner Field to St. Petersburg's Al Lang Stadium. The club dropped "Rowdies" from its name and played the 2011 season as "FC Tampa Bay" in the first season of the new North American Soccer League. The club also hosted its first international friendly, defeating the Premier League's Bolton Wanderers 1-0 on July 14.

FC Tampa Bay also had a new coach in Ricky Hill, who won his first match in charge with a 1-0 win over the Montreal Impact. The spring months were difficult for FC Tampa Bay, but the team really came to life in summer, building a nine-match span from June 29 to August 13 that featured five wins and just one loss.

Tampa Bay finished the regular season in third place in the eight-team league, earning a spot in the NASL Quarterfinals. Tampa Bay's first postseason journey would end quickly with a 1-0 loss at home against the NSC Minnesota Stars in the quarterfinals. Minnesota would go on to claim the title with a 3-1 aggregate win over the Fort Lauderdale Strikers.

Opponent	Date	Attendance	Result
vs Montreal Impact	April 9	3,959	1-0 Win
vs Puerto Rico Islanders	April 17	3,267	2-0 Loss
@ Montreal Impact	April 23	--	0-0 Draw
vs Atlanta Silverbacks	April 30	3,395	1-1 Draw
vs Carolina RailHawks	May 7	3,699	3-1 Loss
vs FC Edmonton	May 11	1,775	1-1 Draw
vs Montreal Impact	May 21	3,343	3-0 Win
@ NSC Minnesota Stars	May 28	2,019	0-0 Draw
@ FC Edmonton	May 31	1,838	4-0 Loss
vs Carolina RailHawks	June 4	2,688	2-1 Loss
vs Atlanta Silverbacks	June 12	2,319	3-2 Win
@ Carolina RailHawks	June 18	4,041	3-1 Loss
@ Fort Lauderdale Strikers	June 29	5,848	1-1 Draw
vs Fort Lauderdale Strikers	July 4	4,248	4-2 Win
@ Puerto Rico Islanders	July 9	--	1-1 Draw
@ FC Edmonton	July 17	1,574	2-1 Win
@ Atlanta Silverbacks	July 23	3,515	2-1 Loss
vs FC Edmonton	July 27	2,003	3-1 Win
@ Atlanta Silverbacks	August 6	3,126	4-0 Win
@ Montreal Impact	August 10	9,860	3-3 Draw
vs NSC Minnesota Stars	August 13	3,150	2-0 Win
vs Puerto Rico Islanders	August 20	2,965	2-1 Loss
@ Fort Lauderdale Strikers	August 27	3,685	2-0 Win
@ Carolina RailHawks	September 3	3,015	2-0 Loss
@ NSC Minnesota Stars	September 6	767	2-1 Win
vs NSC Minnesota Stars	September 17	3,001	1-1 Draw
@ Puerto Rico Islanders	September 21	1,502	1-0 Loss
vs Fort Lauderdale Strikers	September 24	3,226	2-0 Win
vs NSC Minnesota Stars*	October 1	3,003	1-0 Loss

\*denotes playoff game



# 2012

**Record (W-L-D):** 12-7-9, 45 points, 2nd place of 8  
**Leading Scorer:** Mike Ambersley & Daniel Antoniuk, 9 goals each  
**Average Home Attendance:** 3,116  
**Postseason:** Champions, defeated NSC Minnesota Stars in Soccer Bowl



Opponent	Date	Attendance	Result
@ Puerto Rico Islanders	April 7	952	1-0 Loss
vs FC Edmonton	April 14	3,129	1-0 Win
vs Carolina RailHawks	April 18	2,288	1-1 Draw
@ Atlanta Silverbacks	April 21	3,261	1-1 Draw
vs Fort Lauderdale Strikers	April 28	3,536	3-1 Win
@ San Antonio Scorpions	May 5	9,536	2-0 Loss
vs San Antonio Scorpions	May 12	3,166	2-1 Loss
@ Atlanta Silverbacks	May 19	5,000	3-2 Win
@ Jacksonville United^	May 22	925	3-0 Win
vs Minnesota Stars	May 25	3,182	0-0 Draw
vs Colorado Rapids^	May 29	3,086	3-1 Loss
@ Fort Lauderdale Strikers	June 2	3,255	3-1 Loss
@ Puerto Rico Islanders	June 9	1,012	2-0 Loss
@ Minnesota Stars	June 16	2,908	2-1 Win
vs San Antonio Scorpions	June 23	2,559	3-2 Win
vs Minnesota Stars	June 30	2,594	2-0 Win
vs Fort Lauderdale Strikers	July 4	4,710	3-1 Win
@ Minnesota Stars	July 12	2,164	2-1 Loss
@ FC Edmonton	July 15	1,688	1-0 Win
vs Puerto Rico Islanders	July 21	3,207	2-0 Win
vs FC Edmonton	July 28	3,149	1-0 Win
@ Carolina RailHawks	August 4	5,002	3-3 Draw
vs Atlanta Silverbacks	August 11	3,027	0-0 Draw
@ San Antonio Scorpions	August 19	7,024	4-0 Loss
vs Puerto Rico Islanders	August 25	3,125	0-0 Draw
@ Fort Lauderdale Strikers	September 1	5,629	3-0 Win
vs Atlanta Silverbacks	September 8	3,754	1-1 Draw
@ FC Edmonton	September 16	1,376	3-0 Win
vs Carolina RailHawks	September 19	2,194	1-1 Draw
@ Carolina RailHawks	September 22	7,310	0-0 Draw
@ Carolina RailHawks*	October 6	3,183	2-1 Win
vs Carolina RailHawks*	October 13	4,132	3-3 Draw (5-4 agg.)
@ Minnesota Stars*	October 20	4,642	2-0 Loss
vs Minnesota Stars*	October 27	6,208	3-1 Win (3-3 agg. 3-2 PKs)

\*denotes playoff game

^denotes Lamar Hunt U.S. Open Cup

During the offseason prior to 2012, the club's ownership group acquired the rights to once again play as the Tampa Bay Rowdies. It was a banner year for the Rowdies on the field as they won their first championship of the modern era in dramatic fashion.

Led by the offensive influence of Luke Mulholland, the Rowdies had mixed results in the early portion of the season but again had a major summer surge. Between June 16 and July 28, the Rowdies won seven of their eight matches to climb up the standings table. The Rowdies finished the regular season in second place, two points off the pace set by the expansion San Antonio Scorpions.

Tampa Bay won its semifinals series with a 5-4 aggregate win over the Carolina RailHawks including a wild 3-3 second leg in St. Petersburg. The Rowdies faced the NSC Minnesota Stars in the 2012 Soccer Bowl and lost the first leg 2-0. Tampa Bay won the second leg 3-1, forcing the series to extra time with an aggregate score of 3-3. The Rowdies ultimately won in penalty kicks.

# 2012 CHAMPIONSHIP



# 2013

**Spring Record (W-L-D):** 5-4-3, 18 points, 4th place of 7  
**Fall Record (W-L-D):** 5-4-5, 20 points, 3rd place of 8  
**Combined Record (W-L-D):** 10-8-8, 38 points, 2nd place of 8  
**Leading Scorer:** Georgi Hristov, 12 goals  
**Average Home Attendance:** 4,044  
**Postseason:** Did Not Qualify



The NASL moved to a split season format in 2013 with an abbreviated postseason consisting only of the Soccer Bowl match. Ricky Hill returned for his third season in charge but was unable to guide the Rowdies to the Soccer Bowl, which was won by the New York Cosmos 1-0 over the Atlanta Silverbacks.

Tampa Bay finished the Spring Season in fourth place with a record of 5W-4L-3T and 18 points, three short of Atlanta's target.

The Rowdies finished the Fall Season in third place with a record of 5W-5L-4T and 20 points, 11 points behind the Cosmos.

The season was highlighted by Tampa Bay's deepest run to date in the Open Cup, including a marquee win over the Seattle Sounders before being eliminated by the Portland Timbers in the Round of 16.

Georgi Hristov won the NASL Golden Ball with 12 goals and eight assists.

Opponent	Date	Attendance	Result
vs Carolina RailHawks	April 6	4,232	0-0 Draw
@ San Antonio Scorpions	April 13	8,177	2-0 Win
vs Atlanta Silverbacks	April 20	3,575	4-3 Loss
@ Fort Lauderdale Strikers	April 27	4,563	2-1 Win
vs FC Edmonton	May 4	3,412	1-1 Draw
@ Minnesota United FC	May 18	4,053	3-2 Win
@ VSI Tampa Bay <sup>^</sup>	May 21	250	2-1 Win
vs Minnesota United FC	May 25	3,372	3-2 Loss
vs Seattle Sounders <sup>^</sup>	May 29	4,124	1-0 Win
@ FC Edmonton	June 2	2,190	0-0 Draw
@ Carolina RailHawks	June 8	4,086	2-1 Loss
@ Portland Timbers <sup>^</sup>	June 12	5,931	2-0 Loss
vs San Antonio Scorpions	June 15	4,595	2-1 Loss
@ Atlanta Silverbacks	June 22	5,711	2-1 Win
vs Fort Lauderdale Strikers	July 4	5,034	4-0 Win
@ San Antonio Scorpions	August 3	7,561	7-4 Win
vs New York Cosmos	August 10	7,032	0-0 Draw
@ Minnesota United FC	August 17	5,634	1-1 Draw
vs FC Edmonton	August 24	3,118	1-1 Draw
@ Atlanta Silverbacks	August 31	3,202	1-1 Draw
vs Carolina RailHawks	September 7	3,227	3-2 Win
@ Carolina RailHawks	September 14	4,753	2-2 Draw
vs Atlanta Silverbacks	September 21	3,571	3-1 Win
@ New York Cosmos	September 29	6,518	4-3 Loss
@ Fort Lauderdale Strikers	October 5	3,612	2-1 Loss
vs Fort Lauderdale Strikers	October 12	3,854	2-1 Win
vs San Antonio Scorpions	October 19	3,237	1-0 Win
@ FC Edmonton	October 27	4,061	2-1 Loss
vs Minnesota United FC	November 2	4,319	6-4 Loss

<sup>^</sup>denotes Lamar Hunt U.S. Open Cup

# 2014

**Spring Record (W-L-D):** 2-3-4, 10 points, 7th place of 10  
**Fall Record (W-L-D):** 5-8-5, 20 points, 8th place of 10  
**Combined Record (W-L-D):** 7-11-9, 30 points, 7th place of 10  
**Leading Scorer:** Georgi Hristov, 9 goals  
**Average Home Attendance:** 4,409  
**Postseason:** Did Not Qualify

Opponent	Date	Attendance	Result
vs FC Edmonton	April 12	7,003	1-1 Draw
@ Indy Eleven	April 19	10,412	1-1 Draw
vs Atlanta Silverbacks	April 26	4,670	3-1 Loss
@ San Antonio Scorpions	May 3	5,595	1-0 Win
@ Ottawa Fury FC	May 10	2,164	1-1 Draw
vs New York Cosmos	May 17	4,855	3-0 Loss
vs Fort Lauderdale Strikers	May 24	4,331	3-2 Win
@ Orlando City SC^	May 28	1,500	4-1 Loss
@ Carolina RailHawks	May 31	7,865	2-0 Loss
vs Minnesota United FC	June 7	4,132	3-3 Draw
vs Atlanta Silverbacks	July 12	3,896	3-2 Win
@ Indy Eleven	July 19	10,555	2-1 Win
vs San Antonio Scorpions	July 26	4,868	2-0 Loss
@ Fort Lauderdale Strikers	August 2	2,648	1-0 Loss
@ Carolina RailHawks	August 9	3,140	4-3 Win
vs New York Cosmos	August 16	4,273	3-1 Win
vs Carolina RailHawks	August 23	4,212	1-0 Loss
@ Ottawa Fury FC	August 30	4,206	2-0 Win
@ Minnesota United FC	September 6	7,024	1-1 Draw
vs Ottawa Fury FC	September 13	4,340	2-0 Loss
@ FC Edmonton	September 21	4,392	1-0 Loss
vs FC Edmonton	October 4	4,313	1-1 Draw
vs Fort Lauderdale Strikers	October 8	3,865	3-2 Loss
@ San Antonio Scorpions	October 11	5,683	7-0 Loss
vs Minnesota United FC	October 15	2,565	3-2 Loss
@ Atlanta Silverbacks	October 18	3,061	1-1 Draw
@ New York Cosmos	October 25	8,565	2-2 Draw
vs Indy Eleven	November 1	6,377	2-2 Draw

^denotes Lamar Hunt U.S. Open Cup

St. Petersburg philanthropist Bill Edwards purchased the Rowdies in December of 2013, launching a new era in club history with increased investment in every department of the club. Edwards retained the services of Ricky Hill, who entered his fourth season as Head Coach.

While the club blossomed off the field, Tampa Bay suffered a down year on the field in 2014, with the team finishing seventh of 10 teams in the Spring Season with a record of 2W-3L-4D and 10 points, 10 points behind Minnesota United FC.

The Fall Season wasn't any better for the Rowdies, who finished in eighth place with a record of 5W-8L-5D and 20 points, 15 fewer than San Antonio. After missing the postseason again, a front office shake up saw Farrukh Quraishi take over as President. Quraishi dismissed Hill and hired Thomas Rongen as head coach shortly after.



# 2015

**Spring Record (W-L-D):** 5-1-4, 19 points, 2nd place of 11  
**Fall Record (W-L-D):** 5-10-5, 20 points, 8th place of 11  
**Combined Record (W-L-D):** 10-11-9, 39 points, 5th place of 11  
**Leading Scorer:** Maicon Santos, 7 goals  
**Average Home Attendance:** 5,912  
**Postseason:** Did Not Qualify



The Rowdies opened the 2015 season at a newly-renovated Al Lang Stadium with more enthusiasm than ever before. The team embarked on its first international preseason tour, traveling to Portugal for a series of four friendlies.

Tampa Bay had a chance to win the Spring Season on the final matchday after losing just once in 10 rounds, but came up one point short of the Cosmos, finishing in second place with a record of 5W-1L-4D and 19 points.

The Fall Season didn't go as well as the Rowdies had hoped, with the club losing five of its first seven matches, leading to the dismissals of both President Farrukh Quraishi and Head Coach Thomas Rongen in August.

Assistant Coach Stuart Campbell took over on a permanent basis, but couldn't guide the Rowdies to the postseason. Tampa Bay finished in fifth place in the Combined Standings, two points short of a postseason berth.

Opponent	Date	Attendance	Result
@ San Antonio Scorpions	April 4	6,723	3-1 Win
vs Minnesota United FC	April 11	7,010	0-0 Draw
@ New York Cosmos	April 18	12,550	2-0 Loss
vs Jacksonville Armada FC	April 25	5,469	3-2 Win
@ Carolina RailHawks	May 2	4,042	1-1 Draw
@ Ottawa Fury FC	May 9	3,461	0-0 Draw
vs Fort Lauderdale Strikers	May 16	6,865	1-0 Win
@ Pittsburgh Riverhounds^	May 27	1,500	1-0 Loss
@ Indy Eleven	May 30	10,226	2-2 Draw
vs FC Edmonton	June 6	4,961	2-1 Win
vs Atlanta Silverbacks	June 13	4,219	3-0 Win
vs Atlanta Silverbacks	July 4	7,002	2-1 Win
@ San Antonio Scorpions	July 11	7,636	3-0 Loss
vs FC Edmonton	July 18	5,496	1-0 Loss
vs Fort Lauderdale Strikers	July 25	4,494	3-1 Loss
@ Carolina RailHawks	August 1	6,191	1-1 Draw
vs Jacksonville Armada FC	August 8	5,493	3-2 Win
@ Fort Lauderdale Strikers	August 15	5,145	2-1 Loss
@ Indy Eleven	August 19	8,500	2-0 Loss
vs Minnesota United FC	August 22	5,059	3-1 Loss
@ Ottawa Fury FC	August 29	6,081	2-2 Draw
vs New York Cosmos	September 5	5,630	2-0 Win
@ FC Edmonton	September 13	4,160	1-0 Loss
vs San Antonio Scorpions	September 19	6,135	2-0 Win
@ Jacksonville Armada FC	September 26	7,163	2-0 Loss
vs Indy Eleven	September 30	4,691	1-1 Draw
@ Minnesota United FC	October 3	8,932	1-0 Loss
vs Ottawa Fury FC	October 10	5,242	1-1 Draw
@ Atlanta Silverbacks	October 17	4,111	0-0 Draw
vs Carolina RailHawks	October 24	6,973	1-0 Win
@ New York Cosmos	October 31	5,171	2-0 Loss

^denotes Lamar Hunt U.S. Open Cup

# 2016

**Spring Record (W-L-D):** 4-2-4, 16 points, 5th place of 11  
**Fall Record (W-L-D):** 5-9-8, 23 points, 10th place of 12  
**Combined Record (W-L-D):** 9-11-12, 39 points, 9th place of 12  
**Leading Scorer:** Georgi Hristov, 11 goals  
**Average Home Attendance:** 6,066  
**Postseason:** Did Not Qualify

Opponent	Date	Attendance	Result
vs Indy Eleven	April 2	5,740	0-0 Draw
@ Miami FC	April 9	10,156	1-1 Draw
vs FC Edmonton	April 16	4,429	1-0 Win
vs Carolina RailHawk	April 23	5,948	3-1 Loss
@ Fort Lauderdale Strikers	April 30	1,086	1-0 Win
vs Rayo OKC	May 14	6,702	1-1 Draw
@ New York Cosmos	May 22	6,243	2-1 Loss
@ Minnesota United FC	May 28	7,915	1-0 Win
vs FC Cincinnati <sup>^</sup>	June 1	3,455	1-0 Win
vs Ottawa Fury FC	June 4	6,078	2-1 Win
@ Jacksonville Armada FC	June 11	4,013	1-1 Draw
@ Columbus Crew SC <sup>^</sup>	June 15	1,064	4-0 Loss
vs Jacksonville Armada FC	July 2	7,690	1-1 Draw
@ Carolina RailHawks	July 9	4,176	4-1 Loss
vs Puerto Rico FC	July 16	5,873	3-0 Win
vs New York Cosmos	July 23	6,301	2-2 Draw
@ Rayo OKC	July 27	3,413	1-0 Loss
@ Ottawa Fury FC	July 30	5,225	2-0 Loss
vs Fort Lauderdale Strikers	August 6	4,997	2-1 Win
@ New York Cosmos	August 13	3,489	3-2 Loss
@ Minnesota United FC	August 17	8,207	2-0 Loss
vs FC Edmonton	August 20	4,596	1-0 Loss
vs Rayo OKC	August 27	4,935	2-0 Win
@ Indy Eleven	September 3	9,098	1-1 Draw
@ Puerto Rico FC	September 10	3,975	0-0 Draw
vs Carolina RailHawks	September 17	6,054	1-0 Win
@ Fort Lauderdale Strikers	September 24	1,509	4-1 Win
vs Miami FC	October 1	6,912	1-1 Draw
vs Minnesota United FC	October 5	4,804	2-2 Draw
@ FC Edmonton	October 9	1,234	1-0 Loss
@ Miami FC	October 14	5,215	2-2 Draw
vs Indy Eleven	October 19	5,348	3-2 Loss
vs Ottawa Fury FC	October 22	7,641	1-1 Draw
@ Jacksonville Armada FC	October 30	4,572	3-2 L

<sup>^</sup>denotes Lamar Hunt U.S. Open Cup

Tampa Bay made a key acquisition early in the 2016 season, acquiring Joe Cole from English League One side Coventry City. Cole made his Rowdies debut on May 4, 2016, instantly becoming the highest-profile player to play for the modern Rowdies. 2016 also saw the launch of Rowdies 2, Tampa Bay's reserve side in the NPSL.

For the second consecutive season, Tampa Bay went into the final weekend of the Spring Season with a shot at winning the Spring and clinching an early berth in The Championship, but again fell short. The Rowdies finished the Spring in fifth place with a record of 4W-2L-4D and 16 points, two short of the Indy Eleven's 18.

The Fall Season was again tightly-contested with Tampa Bay eliminated from postseason contention with one match left to play. The Rowdies finished in 10th place in the Fall Season and missed the playoffs by eight points. Shortly before the end of the regular season, the Rowdies announced their move to the United Soccer League for the 2017 season.

Rowdies 2 would rebrand as Rowdies U23 and move to the PDL after the season.





# 2017

**Record (W-L-D):** 14-11-7, 53 points, 3rd place of 15

**Leading Scorer:** Georgi Hristov, 15 goals

**Average Home Attendance:** 5,345

**Postseason:** Eastern Conference Semifinals, eliminated by New York Red Bulls II 2-1 AET

Tampa Bay had a strong debut season as a member of the United Soccer League, finishing in third place in the Eastern Conference and setting a handful of club records on the way to its first postseason appearance since 2012.

With a retooled roster and the addition of former Bundesliga Champion Marcel Schäfer, the Rowdies were nearly unbeatable at Al Lang Stadium, winning 11 of their 15 home games in the regular season and losing just once.

A midseason slump of seven matches without a win gave way to a red-hot finish to the season where the Rowdies lost only twice in 15 matches in the second half of the year.

Georgi Hristov again led the way offensively, scoring 15 goals to carry Tampa Bay into the postseason. The Rowdies beat FC Cincinnati 3-0 in the opening round of the playoffs before falling to the New York Red Bulls II 2-1 in extra time.



Opponent	Date	Attendance	Result
vs Orlando City B	March 25	7,710	1-0 Win
vs Toronto FC II	April 1	4,326	4-0 Win
vs Ottawa Fury FC	April 8	5,310	1-0 Win
@ Louisville City FC	April 15	9,074	2-1 Loss
@ FC Cincinnati	April 19	15,244	1-1 Draw
vs Charleston Battery	April 22	5,016	3-2 Loss
vs Richmond Kickers	April 29	4,829	1-0 Win
@ Ottawa Fury FC	May 6	3,840	0-0 Draw
vs Louisville City FC	May 13	5,410	2-0 Win
vs Jacksonville Armada FC U23 <sup>^</sup>	May 16	2,490	3-0 Win
@ Toronto FC II	May 19	551	3-1 Win
@ Rochester Rhinos	May 24	1,140	1-0 Loss
vs Saint Louis FC	May 27	6,068	1-1 Draw
@ Miami FC <sup>^</sup>	May 31	1,403	2-0 Loss
@ Charlotte Independence	June 4	1,216	2-2 Draw
vs Rochester Rhinos	June 10	6,026	1-1 Draw
@ Richmond Kickers	June 17	4,034	1-1 Draw
@ Pittsburgh Riverhounds	June 22	1,977	2-0 Loss
@ Charleston Battery	July 1	2,967	2-0 Loss
vs FC Cincinnati	July 6	6,269	2-0 Win
@ Orlando City B	July 13	1,504	1-1 Draw
vs Charleston Battery	July 22	5,619	2-0 Win
vs Pittsburgh Riverhounds	July 29	5,737	2-0 Win
vs Harrisburg City Islanders	August 5	5,619	3-0 Win
@ Saint Louis FC	August 13	4,001	4-3 Loss
vs Ottawa Fury FC	August 19	6,710	1-1 Draw
@ New York Red Bulls II	September 2	562	4-2 Loss
@ Harrisburg City Islanders	September 6	1,856	3-2 Win
vs Charlotte Independence	September 23	7,786	1-0 Win
@ Bethlehem Steel FC	September 27	2,881	2-2 Draw
vs Bethlehem Steel FC	September 30	6,611	1-1 Draw
vs New York Red Bulls II	October 4	5,260	3-2 Win
@ San Antonio FC	October 7	7,043	1-1 Draw
@ Orlando City B	October 12	1,185	2-0 Win
vs FC Cincinnati*	October 21	6,104	3-0 Win
vs New York Red Bulls II*	October 28	5,119	2-1 Loss AET

<sup>^</sup> denotes Lamar Hunt U.S. Open Cup

\* denotes Postseason



# HISTORY



The Tampa Bay Rowdies were founded in 1974 and played their first season in 1975 as the first professional sports franchise in the Tampa Bay area. Investors George Strawbridge and Beau Rogers IV founded the team, which was hugely successful from the start. With iconic coach Eddie Firmani, mascot Ralph Rowdie and thousands coming to Tampa Stadium to see the green and gold play, the Rowdies won the NASL championship in their inaugural season, defeating the Portland Timbers in the Soccer Bowl on August 24, 1975 in San Jose, California.

Marquee players in the Rowdies' Golden Era, which included both outdoor and indoor soccer, included Rodney Marsh, Mike Connell, Steve Wegerle, Perry Van Der Beck, Winston DuBose, Arsène Auguste, Farrukh Quraishi and many others.

The Rowdies played in the NASL until 1984 and then continued on until 1993 in various leagues, both indoor and outdoor before the franchise closed its doors.

The modern Rowdies were founded in 2008 and took the field in 2010 at George M. Steinbrenner Field, just across Dale Mabry Hwy from the former site of Tampa Stadium, commonly known as the Old Sombrero, the original home of the Rowdies.

For much more of the Rowdies' history, please visit [RowdiesSoccer.com/history](http://RowdiesSoccer.com/history).

# #MLS2STPETE

FIND OUT MORE AND JOIN THE EFFORT AT [MLS2STPETE.COM](http://MLS2STPETE.COM)



# BRAND GUIDELINES

## **We are the Tampa Bay Rowdies**

On first usage, use *Tampa Bay Rowdies*. On following usages, either *Tampa Bay* or *Rowdies* is acceptable. *Tampa*, *Tampa Rowdies*, *St. Pete*, *St. Pete Rowdies* or any other usage is incorrect and must be avoided.

The Rowdies play their home matches at Al Lang Stadium in *Downtown St. Petersburg*. It is correct to say the team plays in *St. Petersburg*, *St. Pete* or *the Tampa Bay area*. It is incorrect to say the team plays in *Tampa*.

For scoreboards or other abbreviations, TBR is the preferred tricode. TAM, ROW and any other abbreviation is incorrect and must be avoided.

## **CONNECT WITH US**



/tampabayrowdies



@tampabayrowdies



@tampabayrowdies



@tbrowdies



/rowdiesofficial

For additional information, please contact Nico Castillo at [ncastillo@rowdiessoccer.com](mailto:ncastillo@rowdiessoccer.com) or Mike Manganello at [mmanganello@rowdiessoccer.com](mailto:mmanganello@rowdiessoccer.com)